

2016



AUSTRALIAN SUPERBIKE CHAMPIONSHIP

PRESENTED BY

Morgan Park Raceway - Qld



Round 5 August 5 - 7



CLUB CHALLENGE FORMULA 3 & 4

Race 1

Date: 06/08/16
Event: R04
Weather: Partly cloudy - 18.0C
Track: Dry - Temp: 22.1C

Started at: 16:35:41
Laps: 8
Starters: 28
Printed at: 16:52

PROVISIONAL CLASSIFICATION

Pos	No	Name	Machine	Laps	Race Time	Behind	Fastest Lap	On Lap	Top Speed
1	4	Anthony CARROLL (QLD) / tyga-performance.com	Honda VFR 400	8	11:46.623		1:26.300	2	166
2	35	Leigh HOLMES (QLD)	Kawasaki ZXR 400	8	11:55.241	8.618	1:27.622	2	169
3	8	Simon DICKSON (QLD) / teamtiger.com.au	Honda CBR 250	8	11:55.857	9.234	1:28.427	2	153
4	66	Chris DUNSTER (QLD) / Seamless Security	Honda VFR 400	8	11:55.944	9.321	1:27.782	4	167
5	345	Sam CONDON (NSW) / Bikebiz / Swann Insurance / Shark / Iphone / Berik	Kawasaki EX 300	8	11:59.106	12.483	1:28.334	5	155
6	22	Glenn CHANDLER (QLD) / Alvaro Barista Coffee Club / Guidos RUS / Amiens Bed and Breakfast	Honda CBR 250	8	12:04.944	18.321	1:28.692	3	155
7	33	Reid BATTYE (NSW) / Ipone / Shark Helmets / Ixon / DB Racing / Kincumber Kebabs	Kawasaki EX 300	8	12:10.953	24.330	1:30.228	5	155
8	346	Jim CONDON (NSW) / Bikebiz / Bikebiz / Swann Insurance / Shark / Iphone / Berik	Kawasaki EX 300	8	12:14.150	27.527	1:30.031	4	153
9	651	Matt EDWARDS (QLD) / Industry Flooring	Aprilia RS 250	8	12:16.834	30.211	1:29.839	2	167
10	79	Kieran McGEOWN (QLD) / teamtiger.com.au	Honda CBR 250	8	12:25.567	38.944	1:31.709	6	156
11	96	Ashley ROBINSON (QLD)	Honda CBR 450	8	12:26.210	39.587	1:31.603	2	166
12	64	Michael CULLEN (QLD)	Honda CBR 250	8	12:40.390	53.767	1:32.802	8	152
13	519	John CARPENTER (QLD)	Honda RVF 400	8	12:49.917	1:03.294	1:34.756	7	159
14	3	Phil CASEY (QLD) / Tropic Removal & Freight	Suzuki SV 650	8	12:50.041	1:03.418	1:34.405	7	162
15	73	Gary DICKSON (QLD) / teamtiger.com.au	Honda CBR 250	8	12:51.632	1:05.009	1:34.713	8	148
16	69	Michael FAHEY (QLD)	Honda NC30	8	13:07.921	1:21.298	1:36.883	3	156
17	204	Chris BAILEY (QLD)	Honda MC 250	8	13:17.373	1:30.750	1:36.070	8	144
18	667	Liam VAN BOOMA (QLD)	Honda CBR 250	8	13:17.580	1:30.957	1:36.798	8	151
19	76	Damien COPPOLA (QLD) / All in One Earthmoving	Honda CBR 250	8	13:23.706	1:37.083	1:37.889	8	141
20	888	Michael FROST (QLD) / Frost Diesel Injection	Honda VFR 400	7	11:53.308	1 Lap	1:39.852	6	154
21	16	Dave WILSON (QLD)	Honda VFR 400	7	11:54.667	1 Lap	1:39.759	5	153
22	185	Frank TESKE (QLD)	Honda CBR 250	7	11:59.193	1 Lap	1:40.780	7	140
23	65	David McNULTY (QLD) / McNulty Gasfix	Kawasaki EX 300	7	12:01.654	1 Lap	1:41.387	3	142
24	273	Steve BAILEY (QLD)	Honda MC 250	7	12:08.844	1 Lap	1:41.212	7	142
25	77	Keiron REES (QLD)	Honda CBR 250	7	12:39.041	1 Lap	1:46.664	3	139
26	249	Pam DOUGALL (QLD)	Honda MC 250	7	12:57.112	1 Lap	1:48.863	2	139
DNF	12	Mark TORRANCE (QLD) / Mark Torrance Electrical / BCS Group	Honda CBR 250	5	8:01.985	3 Laps	1:33.794	5	153
DNF	71	Ken HAWLEY (QLD)	Honda CBR 250	1	1:52.628	7 Laps	1:52.628	1	142

Fastest Lap was 1:26.300 by Anthony CARROLL (QLD)

Current race lap record for CLUB class - 1:22.646 by Joseph SALTER (QLD) on a Suzuki SV 600 set on 01/08/14

The results are provisional until the end of the time limit for protests and appeals.

Scott Laing

Chief Time Keeper - Scott Laing

Tom Williams

Clerk of Course - Tom Williams


Computime Race Timing Systems Pty Ltd © 1996
Licensed to Computime Race Timing Systems

www.computime.com.au

COMPUTIME RACE TIMING SYSTEMS PTY LTD

9 Timber Lane, Glen Waverley, Vic 3150. Ph : 0418 17 13 17

E-mail : scott@computime.com.au





Round 5
August 5 - 7



CLUB CHALLENGE FORMULA 3 & 4

Race 1

Date: 06/08/16
Event: R04
Weather: Partly cloudy - 18.0C
Track: Dry - Temp: 22.1C


Started at: 16:35:41
Laps: 8
Starters: 28
Printed at: 16:52

PROVISIONAL LAP TIMES

No	Name	Lap 1	Lap 2	Lap 3	Lap 4	Lap 5	Lap 6	Lap 7	Lap 8
3	Phil CASEY (QLD)	1:44.932	1:35.393	1:35.054	1:35.345	1:34.749	1:34.715	1:34.405	1:35.448
4	Anthony CARROLL (QLD)	1:31.426	1:26.300	1:27.698	1:27.729	1:28.512	1:27.957	1:28.960	1:28.041
8	Simon DICKSON (QLD)	1:34.353	1:28.427	1:28.561	1:28.733	1:28.999	1:29.748	1:28.563	1:28.473
12	Mark TORRANCE (QLD)	1:43.697	1:34.785	1:35.814	1:33.895	1:33.794			
16	Dave WILSON (QLD)	1:50.885	1:41.408	1:41.018	1:41.711	1:39.759	1:40.033	1:39.853	
22	Glenn CHANDLER (QLD)	1:36.492	1:29.323	1:28.692	1:29.760	1:28.700	1:31.000	1:30.856	1:30.121
33	Reid BATTYE (NSW)	1:36.444	1:30.422	1:30.537	1:30.438	1:30.228	1:31.267	1:31.030	1:30.587
35	Leigh HOLMES (QLD)	1:35.642	1:27.622	1:28.414	1:29.225	1:27.652	1:28.919	1:29.230	1:28.537
64	Michael CULLEN (QLD)	1:42.644	1:34.970	1:35.248	1:34.482	1:34.324	1:32.876	1:33.044	1:32.802
65	David McNULTY (QLD)	1:50.445	1:41.630	1:41.387	1:43.150	1:41.495	1:41.619	1:41.928	
66	Chris DUNSTER (QLD)	1:35.563	1:28.081	1:29.613	1:27.782	1:28.232	1:29.551	1:28.752	1:28.370
69	Michael FAHEY (QLD)	1:44.791	1:37.070	1:36.883	1:37.443	1:36.997	1:38.189	1:38.518	1:38.030
71	Ken HAWLEY (QLD)	1:52.628							
73	Gary DICKSON (QLD)	1:43.534	1:35.708	1:35.866	1:35.043	1:35.245	1:36.435	1:35.088	1:34.713
76	Damien COPPOLA (QLD)	1:49.919	1:41.484	1:41.050	1:38.576	1:38.100	1:37.942	1:38.746	1:37.889
77	Keiron REES (QLD)	1:56.465	1:47.156	1:46.664	1:47.624	1:46.986	1:46.808	1:47.338	
79	Kieran McGEOWN (QLD)	1:38.801	1:32.008	1:32.991	1:32.733	1:32.410	1:31.709	1:33.119	1:31.796
96	Ashley ROBINSON (QLD)	1:38.079	1:31.603	1:32.497	1:32.321	1:32.407	1:33.216	1:33.784	1:32.303
185	Frank TESKE (QLD)	1:51.822	1:41.764	1:40.893	1:41.367	1:40.883	1:41.684	1:40.780	
204	Chris BAILEY (QLD)	1:50.371	1:40.377	1:40.613	1:37.968	1:37.888	1:37.066	1:37.020	1:36.070
249	Pam DOUGALL (QLD)	1:57.821	1:48.863	1:49.414	1:50.293	1:50.003	1:51.546	1:49.172	
273	Steve BAILEY (QLD)	1:53.549	1:43.052	1:42.535	1:42.238	1:42.756	1:43.502	1:41.212	
345	Sam CONDON (NSW)	1:34.673	1:28.385	1:29.890	1:28.657	1:28.334	1:30.106	1:28.501	1:30.560
346	Jim CONDON (NSW)	1:39.136	1:31.562	1:30.521	1:30.031	1:30.206	1:31.845	1:30.394	1:30.455
519	John CARPENTER (QLD)	1:42.107	1:35.898	1:35.348	1:35.934	1:35.375	1:34.803	1:34.756	1:35.696
651	Matt EDWARDS (QLD)	1:37.452	1:29.839	1:31.154	1:29.887	1:30.809	1:33.434	1:32.326	1:31.933
667	Liam VAN BOOMA (QLD)	1:48.974	1:40.426	1:38.603	1:38.959	1:38.442	1:38.023	1:37.355	1:36.798
888	Michael FROST (QLD)	1:48.756	1:41.307	1:41.335	1:40.945	1:39.912	1:39.852	1:41.201	

The results are provisional until the end of the time limit for protests and appeals.


.....
Chief Time Keeper - Scott Laing


.....
Clerk of Course - Tom Williams



Computime Race Timing Systems Pty Ltd © 1996
Licensed to Computime Race Timing Systems
www.computime.com.au

COMPUTIME RACE TIMING SYSTEMS PTY LTD
9 Timber Lane, Glen Waverley, Vic 3150. Ph : 0418 17 13 17
E-mail : scott@computime.com.au



2016



AUSTRALIAN SUPERBIKE CHAMPIONSHIP

PRESENTED BY

Morgan Park Raceway - Qld



Round 5 August 5 - 7



CLUB CHALLENGE FORMULA 3 & 4

Race 1

Started at: 16:35:41

Laps: 8

Starters: 28

Printed at: 16:52

Date: 06/08/16
Event: R04
Weather: Partly cloudy - 18.0C
Track: Dry - Temp: 22.1C

PROVISIONAL SPLIT TIMES

Lap	Split 1	Split 2	Split 3	Lap Time	Spd	Lap	Split 1	Split 2	Split 3	Lap Time	Spd
3 Phil CASEY (QLD) (14th)						7	34.630	34.020	31.203	1:39.853	147
1	42.733	32.773	29.426	1:44.932	97						
2	33.720	32.429	29.244	1:35.393	162						
3	33.242	32.593	29.219	1:35.054	161						
4	33.446	32.718	29.181	1:35.345	162						
5	33.561	32.376	28.812	1:34.749	157						
6	33.494	32.284	28.937	1:34.715	161						
7	33.266	31.631	29.508	1:34.405	160						
8	33.593	33.212	28.643	1:35.448	155						
4 Anthony CARROLL (QLD) (1st)											
1	35.299	29.371	26.756	1:31.426	68						
2	29.943	29.508	26.849	1:26.300	166						
3	30.431	30.126	27.141	1:27.698	165						
4	30.661	29.843	27.225	1:27.729	163						
5	30.844	30.236	27.432	1:28.512	163						
6	30.681	30.067	27.209	1:27.957	166						
7	31.356	30.056	27.548	1:28.960	161						
8	30.976	30.096	26.969	1:28.041	165						
8 Simon DICKSON (QLD) (3rd)											
1	35.875	30.958	27.520	1:34.353	69						
2	30.298	30.802	27.327	1:28.427	150						
3	30.228	30.865	27.468	1:28.561	151						
4	30.224	30.910	27.599	1:28.733	149						
5	30.082	30.958	27.959	1:28.999	149						
6	31.453	30.725	27.570	1:29.748	153						
7	30.721	30.600	27.242	1:28.563	151						
8	30.114	30.986	27.373	1:28.473	148						
12 Mark TORRANCE (QLD) (DNF)											
1	41.200	32.897	29.600	1:43.697	87						
2	32.605	33.130	29.050	1:34.785	153						
3	33.780	33.060	28.974	1:35.814	152						
4	32.616	32.252	29.027	1:33.895	152						
5	32.796	32.051	28.947	1:33.794	151						
16 Dave WILSON (QLD) (21th)											
1	44.697	34.870	31.318	1:50.885	108						
2	35.824	34.526	31.058	1:41.408	153						
3	35.990	34.052	30.976	1:41.018	152						
4	35.428	34.327	31.956	1:41.711	152						
5	35.003	33.693	31.063	1:39.759	149						
6	34.980	33.572	31.481	1:40.033	148						
22 Glenn CHANDLER (QLD) (6th)											
1	37.582	31.184	27.726	1:36.492	79						
2	30.804	31.180	27.339	1:29.323	155						
3	30.411	30.684	27.597	1:28.692	152						
4	30.852	30.887	28.021	1:29.760	153						
5	30.187	30.674	27.839	1:28.700	151						
6	30.849	30.701	29.450	1:31.000	151						
7	31.357	31.290	28.209	1:30.856	148						
8	30.767	31.252	28.102	1:30.121	150						
33 Reid BATTYE (NSW) (7th)											
1	37.421	31.059	27.964	1:36.444	73						
2	30.860	31.331	28.231	1:30.422	155						
3	31.159	31.131	28.247	1:30.537	151						
4	31.281	31.011	28.146	1:30.438	150						
5	30.992	31.163	28.073	1:30.228	151						
6	31.253	31.572	28.442	1:31.267	151						
7	31.198	31.603	28.229	1:31.030	150						
8	31.253	31.174	28.160	1:30.587	150						
35 Leigh HOLMES (QLD) (2nd)											
1	36.761	30.454	28.427	1:35.642	76						
2	30.588	29.629	27.405	1:27.622	169						
3	31.245	29.807	27.362	1:28.414	169						
4	30.780	29.920	28.525	1:29.225	168						
5	30.563	29.490	27.599	1:27.652	164						
6	31.215	29.795	27.909	1:28.919	166						
7	31.060	30.018	28.152	1:29.230	165						
8	30.829	30.359	27.349	1:28.537	164						
64 Michael CULLEN (QLD) (12th)											
1	40.582	32.325	29.737	1:42.644	87						
2	33.179	32.425	29.366	1:34.970	152						
3	33.240	32.372	29.636	1:35.248	147						
4	33.067	32.156	29.259	1:34.482	148						
5	33.028	32.142	29.154	1:34.324	149						
6	32.285	31.787	28.804	1:32.876	148						
7	32.357	31.912	28.775	1:33.044	148						
8	32.271	31.721	28.810	1:32.802	147						
65 David McNULTY (QLD) (23th)											
1	43.912	34.988	31.545	1:50.445	94						

Scott Laing
Chief Time Keeper - Scott Laing

Tom Williams
Clerk of Course - Tom Williams



Computime Race Timing Systems Pty Ltd © 1996
Licensed to Computime Race Timing Systems
www.computime.com.au

COMPUTIME RACE TIMING SYSTEMS PTY LTD
9 Timber Lane, Glen Waverley, Vic 3150. Ph : 0418 17 13 17
E-mail : scott@computime.com.au



2016



AUSTRALIAN SUPERBIKE CHAMPIONSHIP

PRESENTED BY

Morgan Park Raceway - Qld



Round 5 August 5 - 7



CLUB CHALLENGE FORMULA 3 & 4

Race 1

Started at: 16:35:41

Laps: 8

Starters: 28

Printed at: 16:52

Date: 06/08/16
Event: R04
Weather: Partly cloudy - 18.0C
Track: Dry - Temp: 22.1C

PROVISIONAL SPLIT TIMES

Lap	Split 1	Split 2	Split 3	Lap Time	Spd	Lap	Split 1	Split 2	Split 3	Lap Time	Spd					
2	35.601	34.818	31.211	1:41.630	141	4	34.083	33.986	30.507	1:38.576	141					
3	34.887	34.985	31.515	1:41.387	142	5	33.808	33.759	30.533	1:38.100	141					
4	35.937	35.635	31.578	1:43.150	141	6	33.611	33.640	30.691	1:37.942	138					
5	35.479	34.591	31.425	1:41.495	137	7	34.000	33.997	30.749	1:38.746	139					
6	35.880	34.437	31.302	1:41.619	140	8	33.347	33.990	30.552	1:37.889	139					
7	35.099	35.241	31.588	1:41.928	139											
66 Chris DUNSTER (QLD) (4th)																
1	36.964	30.605	27.994	1:35.563	81	1	46.957	36.279	33.229	1:56.465	95					
2	30.984	29.814	27.283	1:28.081	164	2	37.380	36.159	33.617	1:47.156	139					
3	31.744	30.384	27.485	1:29.613	167	3	37.586	35.949	33.129	1:46.664	137					
4	30.404	30.026	27.352	1:27.782	166	4	37.388	36.437	33.799	1:47.624	139					
5	30.628	29.992	27.612	1:28.232	166	5	37.483	36.213	33.290	1:46.986	137					
6	31.512	30.421	27.618	1:29.551	166	6	37.303	36.266	33.239	1:46.808	137					
7	30.878	30.636	27.238	1:28.752	164	7	37.514	36.220	33.604	1:47.338	138					
8	30.501	30.419	27.450	1:28.370	157											
77 Keiron REES (QLD) (25th)																
69 Michael FAHEY (QLD) (16th)																
1	42.216	32.782	29.793	1:44.791	95	1	37.872	31.912	29.017	1:38.801	84					
2	33.620	32.969	30.481	1:37.070	156	2	31.675	31.680	28.653	1:32.008	154					
3	34.117	32.581	30.185	1:36.883	154	3	32.238	32.071	28.682	1:32.991	156					
4	34.086	33.141	30.216	1:37.443	154	4	32.048	31.904	28.781	1:32.733	152					
5	33.987	32.632	30.378	1:36.997	153	5	31.861	31.823	28.726	1:32.410	152					
6	34.369	33.178	30.642	1:38.189	153	6	31.659	31.610	28.440	1:31.709	151					
7	34.417	33.518	30.583	1:38.518	151	7	32.838	31.790	28.491	1:33.119	154					
8	34.468	33.014	30.548	1:38.030	151	8	31.775	31.571	28.450	1:31.796	152					
71 Ken HAWLEY (QLD) (DNF)																
73 Gary DICKSON (QLD) (15th)																
1	41.039	32.934	29.561	1:43.534	89	96 Ashley ROBINSON (QLD) (11th)					1	38.897	31.181	28.001	1:38.079	90
2	32.661	33.355	29.692	1:35.708	147	2	31.694	31.299	28.610	1:31.603	166					
3	32.853	33.543	29.470	1:35.866	146	3	32.773	31.513	28.211	1:32.497	165					
4	33.253	32.601	29.189	1:35.043	148	4	32.644	31.075	28.602	1:32.321	159					
5	32.673	33.235	29.337	1:35.245	148	5	32.638	31.286	28.483	1:32.407	161					
6	33.957	32.929	29.549	1:36.435	147	6	32.512	31.764	28.940	1:33.216	160					
7	32.800	32.766	29.522	1:35.088	145	7	32.950	32.391	28.443	1:33.784	162					
8	32.463	32.855	29.395	1:34.713	144	8	33.482	30.898	27.923	1:32.303	159					
76 Damien COPPOLA (QLD) (19th)																
1	43.697	34.923	31.299	1:49.919	94	185 Frank TESKE (QLD) (22th)					1	45.458	34.721	31.643	1:51.822	94
2	35.909	34.675	30.900	1:41.484	139	2	35.273	34.830	31.661	1:41.764	140					
3	35.068	34.979	31.003	1:41.050	141	3	34.892	34.709	31.292	1:40.893	139					
						4	35.152	34.564	31.651	1:41.367	136					
						5	34.749	34.347	31.787	1:40.883	139					
						6	35.772	34.568	31.344	1:41.684	132					
						7	35.164	34.415	31.201	1:40.780	136					

Scott Laing
Chief Time Keeper - Scott Laing

Tom Williams
Clerk of Course - Tom Williams



Computime Race Timing Systems Pty Ltd © 1996
Licensed to Computime Race Timing Systems
www.computime.com.au

COMPUTIME RACE TIMING SYSTEMS PTY LTD
9 Timber Lane, Glen Waverley, Vic 3150. Ph : 0418 17 13 17
E-mail : scott@computime.com.au



2016



AUSTRALIAN SUPERBIKE CHAMPIONSHIP

PRESENTED BY

Morgan Park Raceway - Qld



Round 5 August 5 - 7



CLUB CHALLENGE FORMULA 3 & 4

Race 1

Started at: 16:35:41

Laps: 8

Starters: 28

Printed at: 16:52

Date: 06/08/16
Event: R04
Weather: Partly cloudy - 18.0C
Track: Dry - Temp: 22.1C

PROVISIONAL SPLIT TIMES

Lap	Split 1	Split 2	Split 3	Lap Time	Spd	Lap	Split 1	Split 2	Split 3	Lap Time	Spd
204 Chris BAILEY (QLD) (17th)						6	<u>30.894</u>	<u>30.768</u>	30.183	1:31.845	151
1	44.603	34.504	31.264	1:50.371	95	7	31.324	30.981	28.089	1:30.394	152
2	35.047	33.759	31.571	1:40.377	144	8	31.236	31.104	28.115	1:30.455	150
3	35.620	34.117	30.876	1:40.613	141						
4	34.137	33.349	30.482	1:37.968	142	519 John CARPENTER (QLD) (13th)					
5	34.046	33.470	30.372	1:37.888	142	1	40.368	32.281	29.458	1:42.107	95
6	34.231	<u>32.960</u>	29.875	1:37.066	141	2	33.825	32.793	29.280	1:35.898	159
7	33.663	33.154	30.203	1:37.020	142	3	33.656	32.499	29.193	1:35.348	156
8	<u>33.405</u>	32.967	<u>29.698</u>	<u>1:36.070</u>	142	4	33.791	32.605	29.538	1:35.934	159
249 Pam DOUGALL (QLD) (26th)						5	33.245	33.042	<u>29.088</u>	1:35.375	158
1	47.767	<u>36.721</u>	<u>33.333</u>	1:57.821	94	6	<u>32.995</u>	<u>32.132</u>	29.676	1:34.803	159
2	38.364	36.979	33.520	<u>1:48.863</u>	136	7	33.030	32.154	29.572	<u>1:34.756</u>	158
3	37.947	37.711	33.756	1:49.414	138	8	33.557	32.354	29.785	1:35.696	157
4	38.226	37.446	34.621	1:50.293	136	651 Matt EDWARDS (QLD) (9th)					
5	37.738	36.794	35.471	1:50.003	139	1	38.192	31.288	<u>27.972</u>	1:37.452	84
6	39.347	37.609	34.590	1:51.546	133	2	<u>30.899</u>	30.665	28.275	<u>1:29.839</u>	167
7	<u>37.656</u>	37.526	33.990	1:49.172	137	3	31.303	31.452	28.399	1:31.154	165
273 Steve BAILEY (QLD) (24th)						4	31.106	<u>30.506</u>	28.275	1:29.887	163
1	46.446	34.898	32.205	1:53.549	99	5	31.565	30.704	28.540	1:30.809	164
2	35.713	34.848	32.491	1:43.052	142	6	31.743	31.275	30.416	1:33.434	166
3	36.104	34.854	31.577	1:42.535	135	7	32.176	31.834	28.316	1:32.326	164
4	35.529	35.243	31.466	1:42.238	141	8	32.114	31.217	28.602	1:31.933	165
5	35.528	35.212	32.016	1:42.756	141	667 Liam VAN BOOMA (QLD) (18th)					
6	36.928	35.120	31.454	1:43.502	138	1	43.463	33.916	31.595	1:48.974	94
7	<u>35.309</u>	<u>34.450</u>	<u>31.453</u>	<u>1:41.212</u>	138	2	35.109	34.115	31.202	1:40.426	151
345 Sam CONDON (NSW) (5th)						3	34.741	33.674	30.188	1:38.603	146
1	36.012	30.996	27.665	1:34.673	69	4	34.835	33.773	30.351	1:38.959	148
2	30.361	30.581	27.443	1:28.385	154	5	34.402	33.535	30.505	1:38.442	149
3	31.846	30.624	27.420	1:29.890	155	6	34.572	33.537	29.914	1:38.023	148
4	30.411	30.645	27.601	1:28.657	154	7	34.268	<u>33.168</u>	29.919	1:37.355	148
5	30.598	<u>30.445</u>	<u>27.291</u>	<u>1:28.334</u>	155	8	<u>33.739</u>	33.437	<u>29.622</u>	<u>1:36.798</u>	148
6	31.557	30.758	27.791	1:30.106	154	888 Michael FROST (QLD) (20th)					
7	<u>30.352</u>	30.737	27.412	1:28.501	155	1	42.726	34.259	31.771	1:48.756	101
8	32.706	30.487	27.367	1:30.560	155	2	35.193	34.033	32.081	1:41.307	153
346 Jim CONDON (NSW) (8th)						3	36.000	33.889	31.446	1:41.335	151
1	38.760	31.553	28.823	1:39.136	78	4	36.057	33.625	31.263	1:40.945	154
2	31.829	31.379	28.354	1:31.562	153	5	<u>34.910</u>	33.826	<u>31.176</u>	1:39.912	154
3	31.418	31.325	<u>27.778</u>	1:30.521	151	6	35.549	<u>33.086</u>	31.217	<u>1:39.852</u>	153
4	31.307	30.941	27.783	<u>1:30.031</u>	151	7	35.322	34.252	31.627	1:41.201	153
5	31.166	31.111	27.929	1:30.206	152						

The results are provisional until the end of the time limit for protests and appeals.

Scott Laing
Chief Time Keeper - Scott Laing

Tom Williams
Clerk of Course - Tom Williams



Computime Race Timing Systems Pty Ltd © 1996

Licensed to Computime Race Timing Systems

www.computime.com.au

COMPUTIME RACE TIMING SYSTEMS PTY LTD

9 Timber Lane, Glen Waverley, Vic 3150. Ph : 0418 17 13 17

E-mail : scott@computime.com.au



2016  **AUSTRALIAN SUPERBIKE CHAMPIONSHIP**



Morgan Park Raceway - Qld  

PRESENTED BY



Round 5
August 5 - 7



CLUB CHALLENGE FORMULA 3 & 4

Race 1

Started at: **16:35:41**

Laps: **8**

Starters: **28**

Printed at: **16:52**

Date: **06/08/16**
Event: **R04**
Weather: **Partly cloudy - 18.0C**
Track: **Dry - Temp: 22.1C**

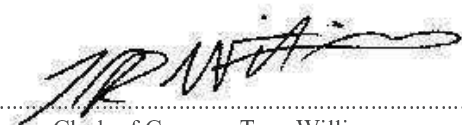
PROVISIONAL FASTEST LAPS SEQUENCE

Lap	Race Pos	No	Name	Machine	Fastest Lap	On Lap
1	1	4	Anthony CARROLL (QLD)	Honda VFR 400	1:31.426	1
2	1	4	Anthony CARROLL (QLD)	Honda VFR 400	1:26.300	2

The results are provisional until the end of the time limit for protests and appeals.



Chief Time Keeper - Scott Laing



Clerk of Course - Tom Williams



Computime Race Timing Systems Pty Ltd © 1996

Licensed to Computime Race Timing Systems

www.computime.com.au

COMPUTIME RACE TIMING SYSTEMS PTY LTD

9 Timber Lane, Glen Waverley, Vic 3150. Ph : 0418 17 13 17

E-mail : scott@computime.com.au



2016



AUSTRALIAN SUPERBIKE CHAMPIONSHIP

PRESENTED BY

Morgan Park Raceway - Qld



Round 5 August 5 - 7



CLUB CHALLENGE FORMULA 3 & 4

Race 1

Started at: 16:35:41

Laps: 8

Starters: 28

Printed at: 16:52

Date: 06/08/16
Event: R04
Weather: Partly cloudy - 18.0C
Track: Dry - Temp: 22.1C

PROVISIONAL LAP SHEET

No	Lap Time	Gap	No	Lap Time	Gap	No	Lap Time	Gap	No	Lap Time	Gap	No	Lap Time	Gap
Lap 1			4	1:26.300		345	1:29.890	7.524	33	1:30.438	14.688	96	1:32.407	25.242
4	1:31.426		8	1:28.427	5.054	66	1:29.613	7.833	651	1:29.887	15.179	79	1:32.410	27.278
8	1:34.353	2.927	345	1:28.385	5.332	22	1:28.692	9.083	346	1:30.031	18.097	64	1:34.324	40.003
345	1:34.673	3.247	35	1:27.622	5.538	33	1:30.537	11.979	96	1:32.321	21.347	12	1:33.794	40.320
66	1:35.563	4.137	66	1:28.081	5.918	651	1:31.154	13.021	79	1:32.733	23.380	519	1:35.375	42.997
35	1:35.642	4.216	22	1:29.323	8.089	346	1:30.521	15.795	64	1:34.482	34.191	73	1:35.245	43.731
33	1:36.444	5.018	33	1:30.422	9.140	96	1:32.497	16.755	12	1:33.895	35.038	3	1:34.749	43.808
22	1:36.492	5.066	651	1:29.839	9.565	79	1:32.991	18.376	519	1:35.934	36.134	69	1:36.997	51.519
651	1:37.452	6.026	96	1:31.603	11.956	64	1:35.248	27.438	73	1:35.043	36.998	667	1:38.442	1:03.73
96	1:38.079	6.653	346	1:31.562	12.972	519	1:35.348	27.929	3	1:35.345	37.571	204	1:37.888	1:05.55
79	1:38.801	7.375	79	1:32.008	13.083	12	1:35.814	28.872	69	1:37.443	43.034	76	1:38.100	1:07.46
346	1:39.136	7.710	64	1:34.970	19.888	73	1:35.866	29.684	667	1:38.959	53.809	888	1:39.912	1:10.59
519	1:42.107	10.681	519	1:35.898	20.279	3	1:35.054	29.955	204	1:37.968	56.176	16	1:39.759	1:13.11
64	1:42.644	11.218	12	1:34.785	20.756	69	1:36.883	33.320	76	1:38.576	57.876	185	1:40.883	1:15.06
73	1:43.534	12.108	73	1:35.708	21.516	667	1:38.603	42.579	888	1:40.945	59.190	65	1:41.495	1:16.44
12	1:43.697	12.271	3	1:35.393	22.599	204	1:40.613	45.937	16	1:41.711	1:01.86	273	1:42.756	1:22.46
69	1:44.791	13.365	69	1:37.070	24.135	888	1:41.335	45.974	185	1:41.367	1:02.69	Lap 6		
3	1:44.932	13.506	667	1:40.426	31.674	76	1:41.050	47.029	65	1:43.150	1:03.45	4	1:27.957	
888	1:48.756	17.330	888	1:41.307	32.337	16	1:41.018	47.887	273	1:42.238	1:08.22	35	1:28.919	7.852
667	1:48.974	17.548	204	1:40.377	33.022	65	1:41.387	48.038	77	1:47.624	1:24.75	8	1:29.748	9.199
76	1:49.919	18.493	76	1:41.484	33.677	185	1:40.893	49.055	Lap 5			66	1:29.551	9.200
204	1:50.371	18.945	65	1:41.630	34.349	273	1:42.535	53.712	4	1:28.512		345	1:30.106	10.423
65	1:50.445	19.019	16	1:41.408	34.567	77	1:46.664	1:04.86	249	1:50.293	1 lap	22	1:31.000	14.345
16	1:50.885	19.459	185	1:41.764	35.860	249	1:49.414	1:10.67	35	1:27.652	6.890	77	1:46.986	1 lap
185	1:51.822	20.396	273	1:43.052	38.875	Lap 4			8	1:28.999	7.408	33	1:31.267	19.714
71	1:52.628	21.202	77	1:47.156	45.895	4	1:27.729		66	1:28.232	7.606	651	1:33.434	22.953
273	1:53.549	22.123	249	1:48.863	48.958	8	1:28.733	6.921	345	1:28.334	8.274	346	1:31.845	23.679
77	1:56.465	25.039	Lap 3			35	1:29.225	7.750	22	1:28.700	11.302	249	1:50.003	1 lap
249	1:57.821	26.395	4	1:27.698		66	1:27.782	7.886	33	1:30.228	16.404	96	1:33.216	30.501
Lap 2			8	1:28.561	5.917	345	1:28.657	8.452	651	1:30.809	17.476	79	1:31.709	31.030
			35	1:28.414	6.254	22	1:29.760	11.114	346	1:30.206	19.791	64	1:32.876	44.922

Chief Time Keeper - Scott Laing

Clerk of Course - Tom Williams



Computime Race Timing Systems Pty Ltd © 1996
Licensed to Computime Race Timing Systems
www.computime.com.au

COMPUTIME RACE TIMING SYSTEMS PTY LTD

9 Timber Lane, Glen Waverley, Vic 3150. Ph : 0418 17 13 17

E-mail : scott@computime.com.au



2016



AUSTRALIAN SUPERBIKE CHAMPIONSHIP

PRESENTED BY

Morgan Park Raceway - Qld



Round 5 August 5 - 7



CLUB CHALLENGE FORMULA 3 & 4

Race 1

Started at: 16:35:41

Laps: 8

Starters: 28

Printed at: 16:52

Date: 06/08/16
Event: R04
Weather: Partly cloudy - 18.0C
Track: Dry - Temp: 22.1C

PROVISIONAL LAP SHEET

No	Lap Time	Gap	No	Lap Time	Gap
519	1:34.803	49.843	667	1:37.355	1:22.20
3	1:34.715	50.566	204	1:37.020	1:22.72
73	1:36.435	52.209	76	1:38.746	1:27.23
69	1:38.189	1:01.75			
667	1:38.023	1:13.80	Lap 8		
204	1:37.066	1:14.66	4	1:28.041	
76	1:37.942	1:17.44	888	1:41.201	1 lap
888	1:39.852	1:22.48	16	1:39.853	1 lap
16	1:40.033	1:25.19	35	1:28.537	8.618
185	1:41.684	1:28.79	8	1:28.473	9.234
			66	1:28.370	9.321
			345	1:30.560	12.483
Lap 7			185	1:40.780	1 lap
4	1:28.960		65	1:41.928	1 lap
65	1:41.619	1 lap	22	1:30.121	18.321
35	1:29.230	8.122	273	1:41.212	1 lap
8	1:28.563	8.802	33	1:30.587	24.330
66	1:28.752	8.992	346	1:30.455	27.527
273	1:43.502	1 lap	651	1:31.933	30.211
345	1:28.501	9.964	79	1:31.796	38.944
22	1:30.856	16.241	96	1:32.303	39.587
33	1:31.030	21.784	77	1:47.338	1 lap
346	1:30.394	25.113	64	1:32.802	53.767
651	1:32.326	26.319	519	1:35.696	1:03.29
77	1:46.808	1 lap	3	1:35.448	1:03.41
79	1:33.119	35.189	73	1:34.713	1:05.00
96	1:33.784	35.325	249	1:49.172	1 lap
64	1:33.044	49.006	69	1:38.030	1:21.29
249	1:51.546	1 lap	519	1:34.756	55.639
519	1:34.756	55.639	3	1:34.405	56.011
3	1:34.405	56.011	667	1:36.798	1:30.95
73	1:35.088	58.337	76	1:37.889	1:37.08
69	1:38.518	1:11.30			

The results are provisional until the end of the time limit for protests and appeals.

Scott Laing
Chief Time Keeper - Scott Laing

Tom Williams
Clerk of Course - Tom Williams



Computime Race Timing Systems Pty Ltd © 1996
Licensed to Computime Race Timing Systems
www.computime.com.au

COMPUTIME RACE TIMING SYSTEMS PTY LTD
9 Timber Lane, Glen Waverley, Vic 3150. Ph : 0418 17 13 17
E-mail : scott@computime.com.au



2016



AUSTRALIAN SUPERBIKE CHAMPIONSHIP

PRESENTED BY

Morgan Park Raceway - Qld



Round 5 August 5 - 7



CLUB CHALLENGE FORMULA 3 & 4

Race 1

Started at: 16:35:41

Laps: 8

Starters: 28

Printed at: 16:52

Date: 06/08/16
Event: R04
Weather: Partly cloudy - 18.0C
Track: Dry - Temp: 22.1C

PROVISIONAL LAP CHART

Grid	1	2	3	4	5	6	7	8
4	4	4	4	4	4	4	4	4
345	8	8	8	8	35	35	35	35
8	345	345	35	35	8	8	8	8
35	66	35	345	66	66	66	66	66
33	35	66	66	345	345	345	345	345
66	33	22	22	22	22	22	22	22
22	22	33	33	33	33	33	33	33
346	651	651	651	651	651	651	346	346
651	96	96	346	346	346	346	651	651
79	79	346	96	96	96	96	79	79
96	346	79	79	79	79	79	96	96
64	519	64	64	64	64	64	64	64
519	64	519	519	12	12	519	519	519
12	73	12	12	519	519	3	3	3
3	12	73	73	73	73	73	73	73
73	69	3	3	3	3	69	69	69
69	3	69	69	69	69	667	667	204
16	888	667	667	667	667	204	204	667
667	667	888	204	204	204	76	76	76
888	76	204	888	76	76	888	888	
65	204	76	76	888	888	16	16	
204	65	65	16	16	16	185	185	
76	16	16	65	185	185	65	65	
185	185	185	185	65	65	273	273	
71	71	273	273	273	273	77	77	
273	273	77	77	77	77	249	249	
77	77	249	249	249	249			
249	249							

The results are provisional until the end of the time limit for protests and appeals.

Chief Time Keeper - Scott Laing

Clerk of Course - Tom Williams



Computime Race Timing Systems Pty Ltd © 1996
Licensed to Computime Race Timing Systems
www.computime.com.au

COMPUTIME RACE TIMING SYSTEMS PTY LTD

9 Timber Lane, Glen Waverley, Vic 3150. Ph : 0418 17 13 17

E-mail : scott@computime.com.au

